

Report No.:

Test Time: 2022/11/25 16:29

Luminaire Property

Luminaire Manufacturer: Acolyte

Luminaire Category: Neon Silhouette Plus

Luminaire Description: Neon Silhouette Plus RGBW-Red only

Lamp Catalog: NLSP4.5RGB30-Red only

Number of Lamps: 1

Luminous Length (mm): 1000

Luminous Width (mm): 12

Luminous Height (mm): 20

Voltage: 24.0 V

Current: 0.132 A

Power: 3.16 W

Power Factor: 1.000

Photometric Results

CIE Class: Direct

Measurement Flux: 28.1 lm

Downward Ratio: 98%

Horizontal Diffuse Angle(10%,50%): H165.9,H112

Vertical Diffuse Angle(10%,50%): V167.6,V112

Luminaire Efficacy Rating (LER): 9

Max. Intensity: 9.69 cd

Total Rated Lamp Lumens: 28.1 lm

Efficiency: 100%

Upward Ratio: 2%

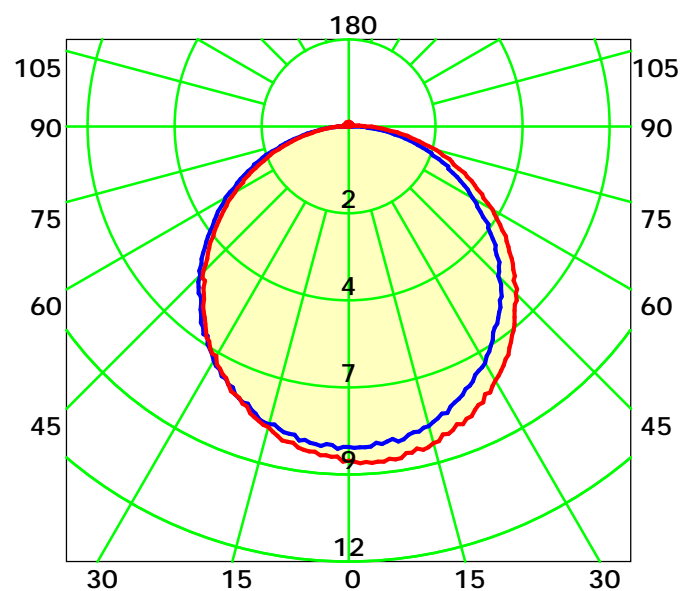
Central Intensity: 9.1 cd

Pos of Max. Intensity: H150 V5

Picture Of Luminaire



Luminous Intensity Distribution Curve



Average Diffuse Angle(50%): 112.0° Unit: cd

— C0-C180 — C90-C270

C Plane (°):0.0-360.0: 30.0

Test Lab:

Test Type: TYPE C

Temperature: 25

Operator: Jacky

Gamma Plane (°):0.0-180.0: 1.0

Test Device: GPM-1800B

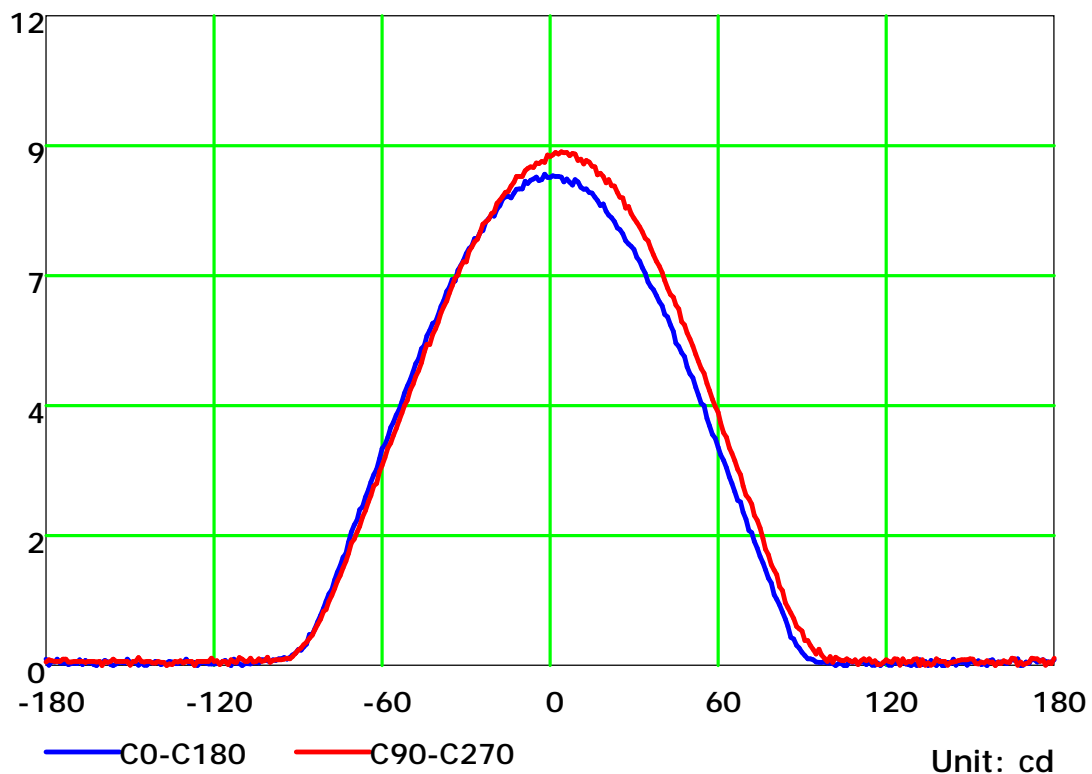
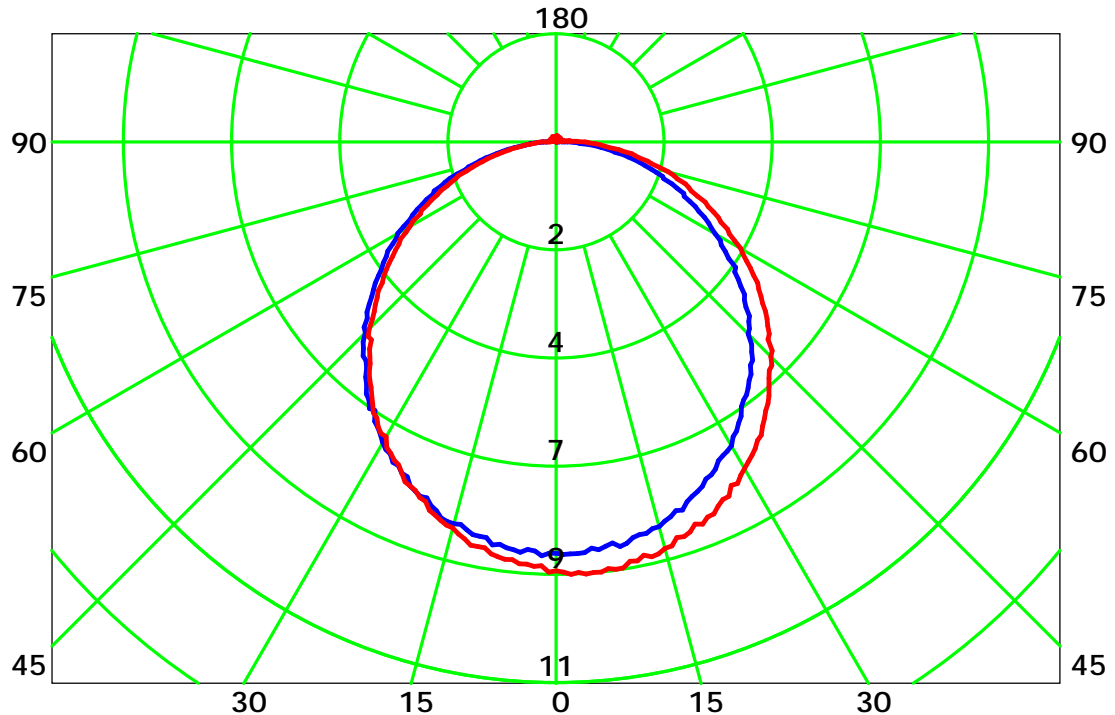
Distance: 9.028 m

Humidity: 60%

Inspector:



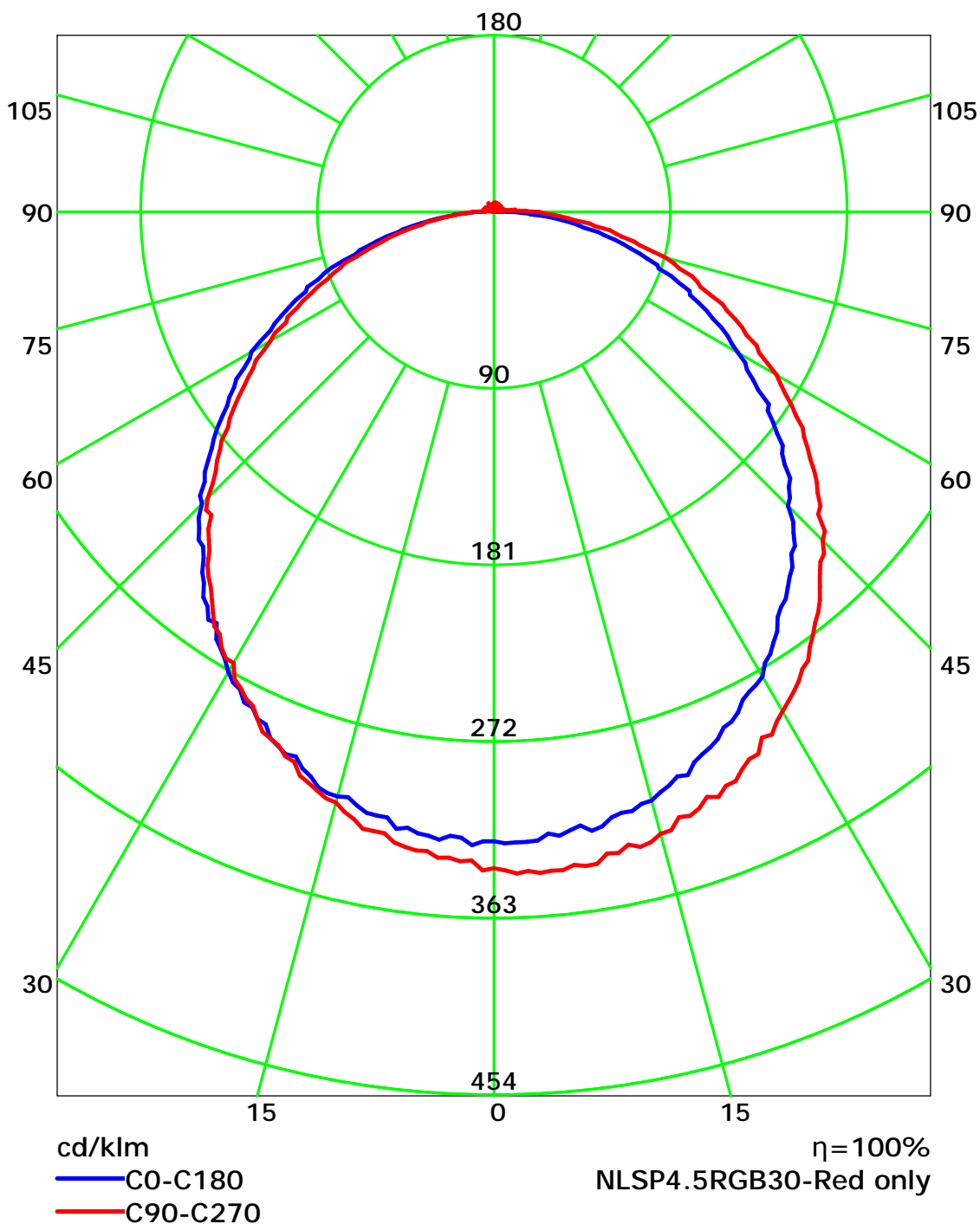
Luminous Intensity Distribution Curve



C Plane (°): 0.0-360.0: 30.0
Test Lab:
Test Type: TYPE C
Temperature: 25
Operator: Jacky

Gamma Plane (°): 0.0-180.0: 1.0
Test Device: GPM-1800B
Distance: 9.028 m
Humidity: 60%
Inspector:

Luminous Intensity Distribution Curve(cd/klm)



C Plane (°):0.0-360.0: 30.0
Test Lab:
Test Type: TYPE C
Temperature: 25
Operator: Jacky

Gamma Plane (°):0.0-180.0:1.0
Test Device: GPM-1800B
Distance: 9.028 m
Humidity: 60%
Inspector:

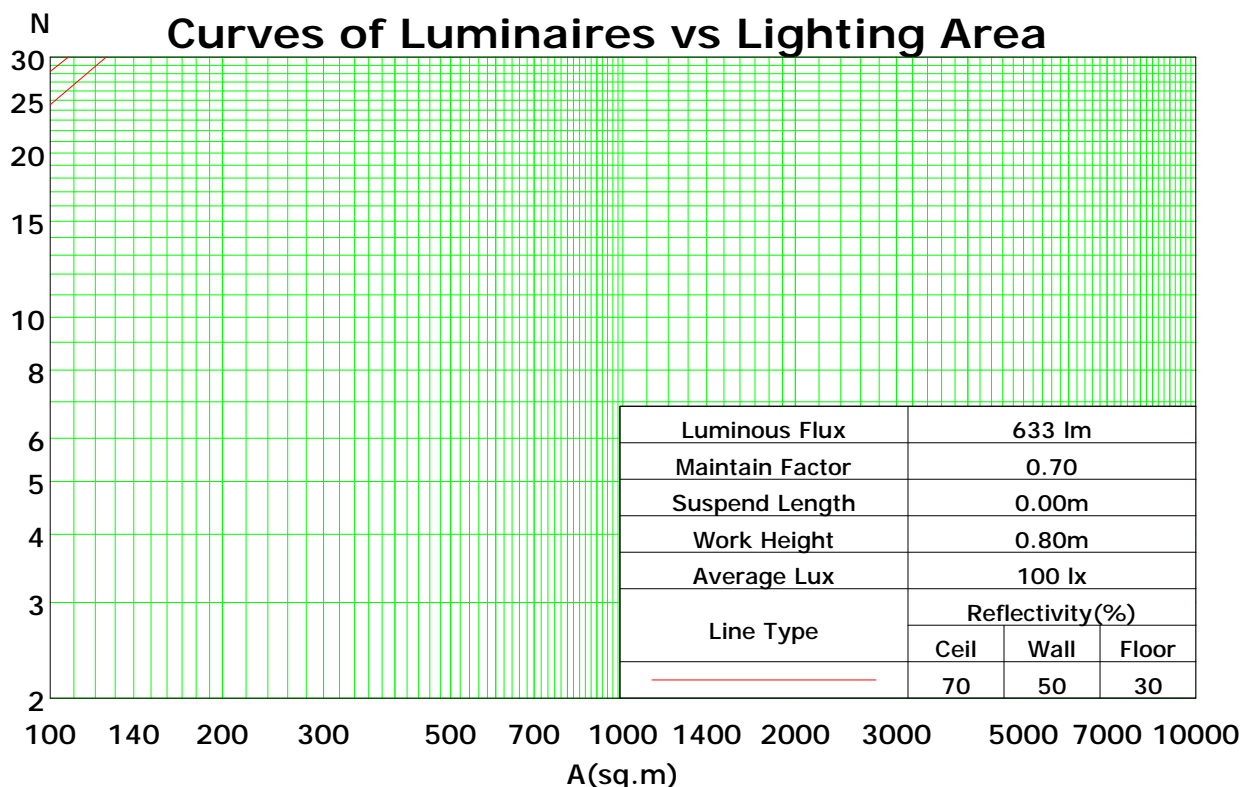
Coefficients Of Utilization - Zonal Cavity Method

| | | | | | | | | | | | | | | | | | | |
|-----|----------|-----|-----|-----|-----|-----|-----|-----|-----|-----|-----|-----|-----|-----|-----|-----|-----|----|
| RC | 0.8 | 0.8 | 0.8 | 0.8 | 0.7 | 0.7 | 0.7 | 0.7 | 0.5 | 0.5 | 0.5 | 0.3 | 0.3 | 0.3 | 0.1 | 0.1 | 0.1 | 0 |
| RW | 0.7 | 0.5 | 0.3 | 0.1 | 0.7 | 0.5 | 0.3 | 0.1 | 0.5 | 0.3 | 0.1 | 0.5 | 0.3 | 0.1 | 0.5 | 0.3 | 0.1 | 0 |
| RCR | RF = 0.2 | | | | | | | | | | | | | | | | | |
| 0 | 119 | 119 | 119 | 119 | 116 | 116 | 116 | 116 | 110 | 110 | 110 | 105 | 105 | 105 | 100 | 100 | 100 | 98 |
| 1 | 108 | 103 | 98 | 94 | 105 | 100 | 96 | 92 | 95 | 92 | 89 | 91 | 88 | 86 | 87 | 85 | 83 | 81 |
| 2 | 98 | 89 | 82 | 76 | 95 | 87 | 80 | 75 | 83 | 78 | 73 | 79 | 75 | 71 | 76 | 72 | 69 | 67 |
| 3 | 89 | 78 | 70 | 63 | 86 | 76 | 68 | 62 | 73 | 66 | 61 | 70 | 64 | 59 | 67 | 62 | 58 | 56 |
| 4 | 81 | 69 | 60 | 53 | 79 | 67 | 59 | 53 | 65 | 57 | 52 | 62 | 56 | 51 | 60 | 54 | 50 | 48 |
| 5 | 75 | 62 | 52 | 46 | 72 | 60 | 52 | 45 | 58 | 50 | 45 | 56 | 49 | 44 | 54 | 48 | 43 | 41 |
| 6 | 69 | 55 | 46 | 40 | 67 | 54 | 46 | 39 | 52 | 45 | 39 | 50 | 44 | 38 | 49 | 43 | 38 | 36 |
| 7 | 64 | 50 | 41 | 35 | 62 | 49 | 41 | 35 | 48 | 40 | 34 | 46 | 39 | 34 | 44 | 38 | 34 | 32 |
| 8 | 59 | 46 | 37 | 31 | 58 | 45 | 37 | 31 | 43 | 36 | 31 | 42 | 35 | 30 | 41 | 35 | 30 | 28 |
| 9 | 56 | 42 | 34 | 28 | 54 | 41 | 33 | 28 | 40 | 33 | 28 | 39 | 32 | 27 | 38 | 32 | 27 | 25 |
| 10 | 52 | 39 | 31 | 25 | 51 | 38 | 30 | 25 | 37 | 30 | 25 | 36 | 29 | 25 | 35 | 29 | 25 | 23 |

Spacing Criteria (0-180): 1.25

Spacing Criteria (90-270): 1.25

Spacing Criteria (Diagonal): 1.39



C Plane (°):0.0-360.0: 30.0

Test Lab:

Test Type: TYPE C

Temperature: 25

Operator: Jacky

Gamma Plane (°):0.0-180.0: 1.0

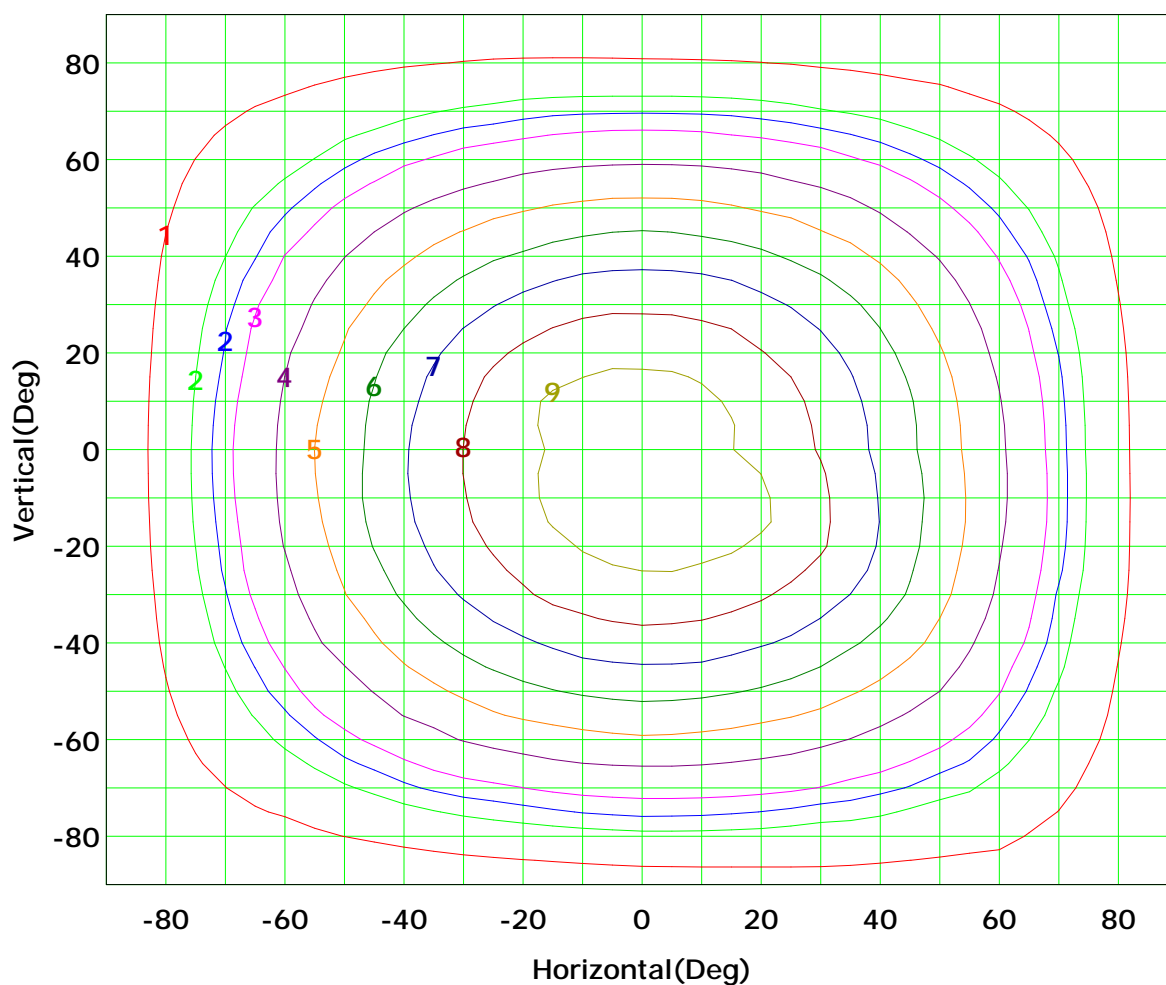
Test Device: GPM-1800B

Distance: 9.028 m

Humidity: 60%

Inspector:

Isocandela (rectangle)



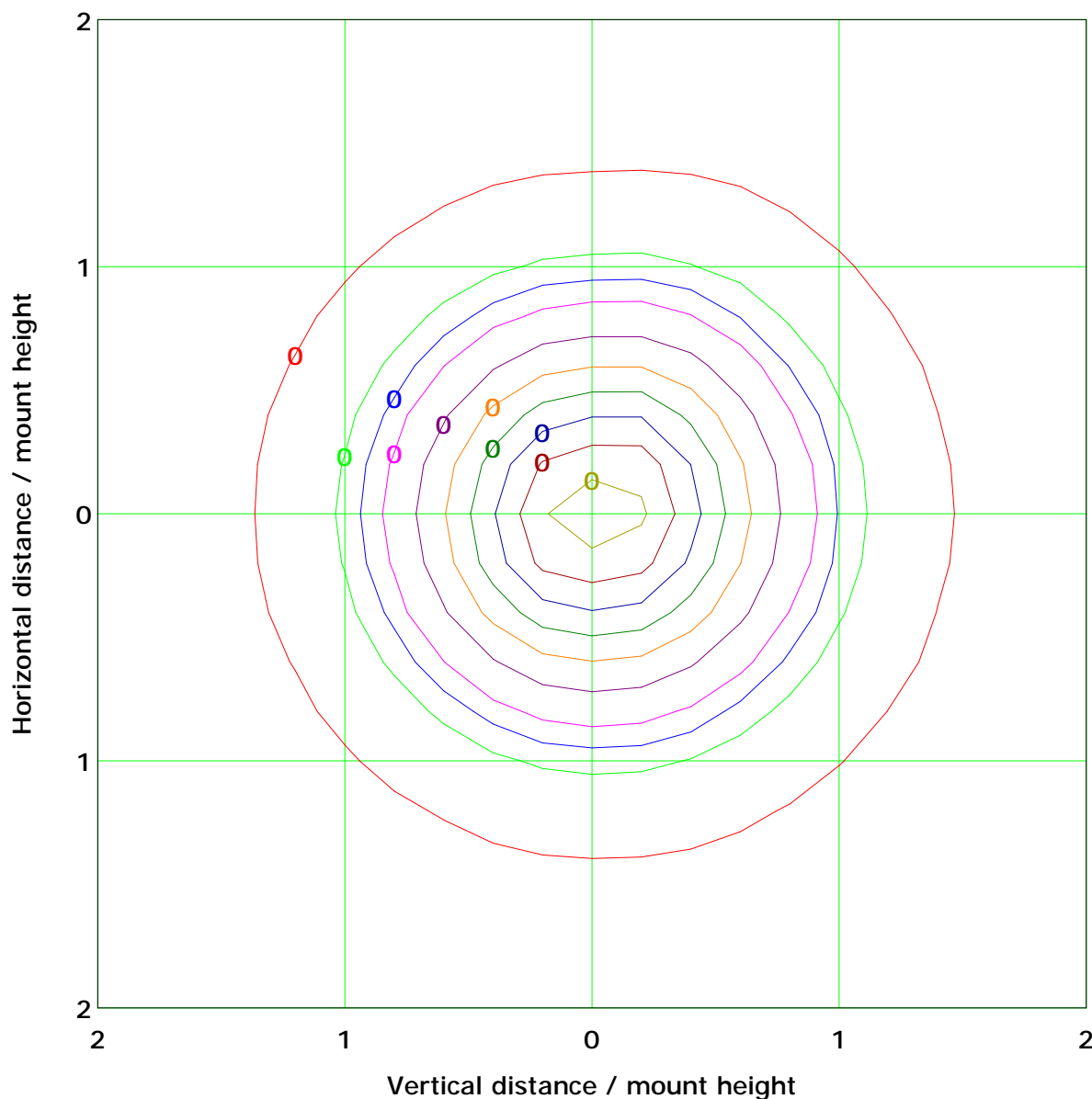
Imax (100%): 10 cd

| | | | |
|---------|------|---------|------|
| (10%): | 1 cd | (20%): | 2 cd |
| (25%): | 2 cd | (30%): | 3 cd |
| (40%): | 4 cd | (50%): | 5 cd |
| (60%): | 6 cd | (70%): | 7 cd |
| (80%): | 8 cd | (90%): | 9 cd |

C Plane (°):0.0-360.0: 30.0
Test Lab:
Test Type: TYPE C
Temperature: 25
Operator: Jacky

Gamma Plane (°):0.0-180.0:1.0
Test Device: GPM-1800B
Distance: 9.028 m
Humidity: 60%
Inspector:

IsoLux Plot



Mounting Height: 5.0m Max Lux(100%): 0.4 lx

| | |
|----------------|----------------|
| (10%): 0.0 lx | (20%): 0.1 lx |
| (25%): 0.1 lx | (30%): 0.1 lx |
| (40%): 0.2 lx | (50%): 0.2 lx |
| (60%): 0.2 lx | (70%): 0.3 lx |
| (80%): 0.3 lx | (90%): 0.3 lx |

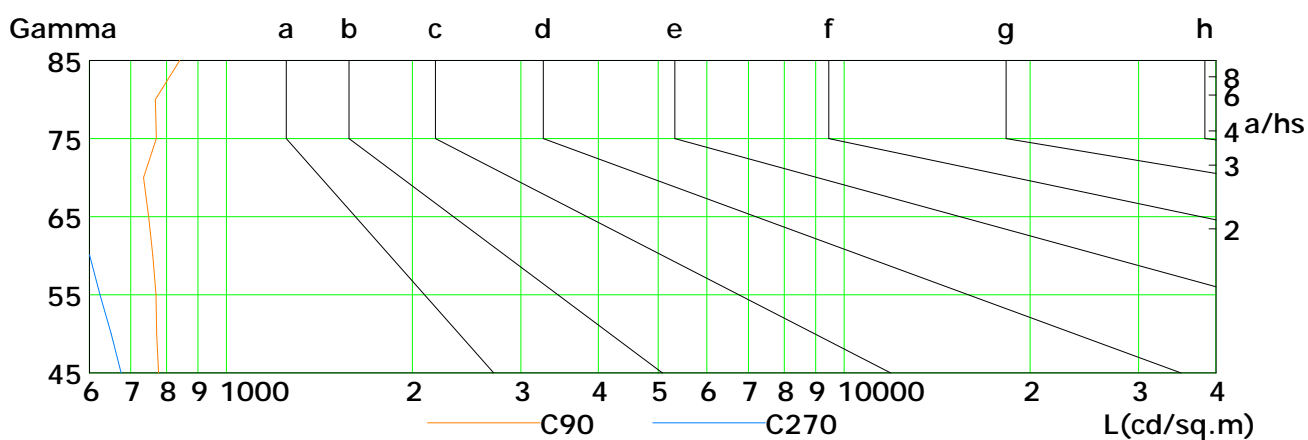
C Plane (°):0.0-360.0: 30.0
Test Lab:
Test Type: TYPE C
Temperature: 25
Operator: Jacky

Gamma Plane (°):0.0-180.0:1.0
Test Device: GPM-1800B
Distance: 9.028 m
Humidity: 60%
Inspector:

Lum Limit Curve

| Dazzle | Quality | Illuminance (lx) | | | | | | | |
|--------|---------|------------------|------|------|-------|-------|-------|-------|-------|
| 1.15 | A | 2000 | 1000 | 500 | <=300 | | | | |
| 1.50 | B | | 2000 | 1000 | 500 | <=300 | | | |
| 1.85 | C | | | 2000 | 1000 | 500 | <=300 | | |
| 2.20 | D | | | | 2000 | 1000 | 500 | <=300 | |
| 2.55 | E | | | | | 2000 | 1000 | 500 | <=300 |

a b c d e f g h



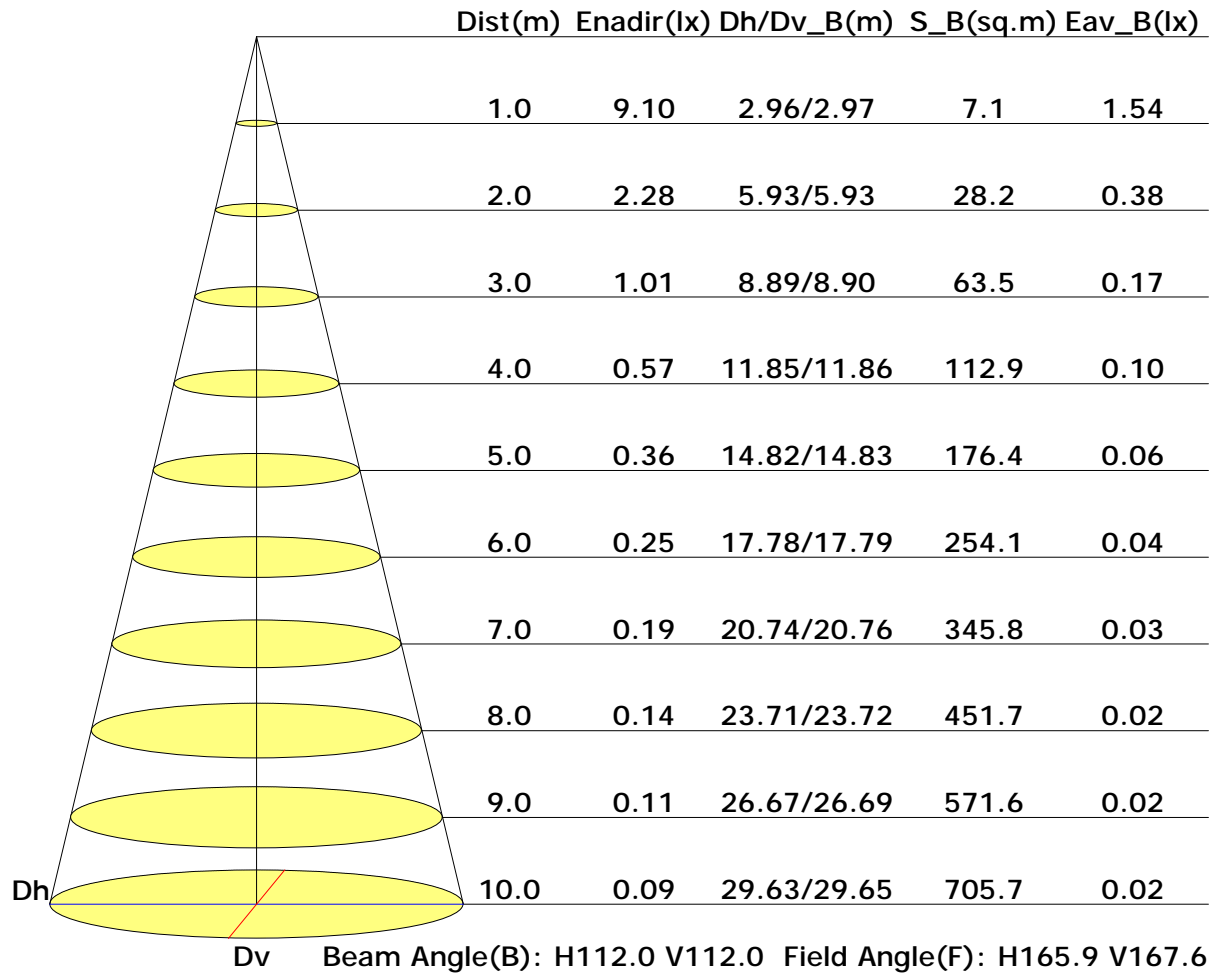
| L(cd/sq.m) | G45 | G50 | G55 | G60 | G65 | G70 | G75 | G80 | G85 |
|------------|-----|-----|-----|-----|-----|-----|-----|-----|-----|
| C0 | 266 | 236 | 208 | 175 | 147 | 119 | 91 | 61 | 35 |
| C90 | 776 | 771 | 770 | 760 | 749 | 734 | 770 | 767 | 840 |
| C180 | 264 | 231 | 201 | 174 | 141 | 114 | 83 | 55 | 28 |
| C270 | 676 | 651 | 624 | 601 | 577 | 545 | 503 | 453 | 444 |

C Plane (°):0.0-360.0: 30.0
Test Lab:
Test Type: TYPE C
Temperature: 25
Operator: Jacky

Gamma Plane (°):0.0-180.0:1.0
Test Device: GPM-1800B
Distance: 9.028 m
Humidity: 60%
Inspector:



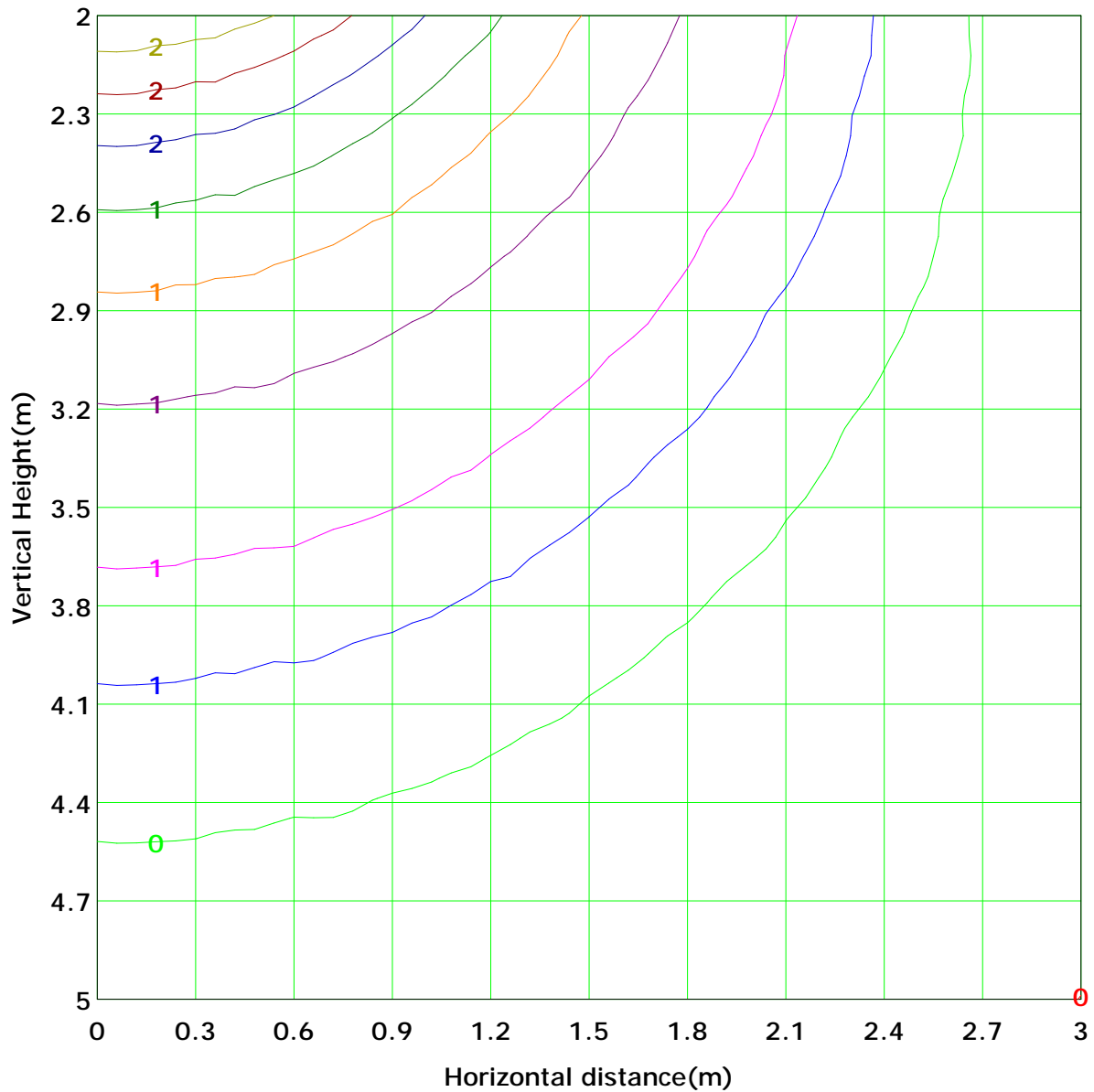
Illuminance at a Distance



C Plane (°):0.0-360.0: 30.0
Test Lab:
Test Type: TYPE C
Temperature: 25
Operator: Jacky

Gamma Plane (°):0.0-180.0: 1.0
Test Device: GPM-1800B
Distance: 9.028 m
Humidity: 60%
Inspector:

Vertical IsoLux Plot



| | | |
|-----------------|------------------|-----------------|
| Lowest(m): 2.0m | Highest(m): 5.0m | Max Lux: 2.3 lx |
| (10%): 0.2 lx | (20%): 0.5 lx | (30%): 0.7 lx |
| (25%): 0.6 lx | (50%): 1.1 lx | (70%): 1.6 lx |
| (40%): 0.9 lx | (60%): 1.4 lx | (90%): 2.1 lx |
| (80%): 1.8 lx | | |

C Plane (°):0.0-360.0: 30.0
Test Lab:
Test Type: TYPE C
Temperature: 25
Operator: Jacky

Gamma Plane (°):0.0-180.0:1.0
Test Device: GPM-1800B
Distance: 9.028 m
Humidity: 60%
Inspector:

Area Flux Table

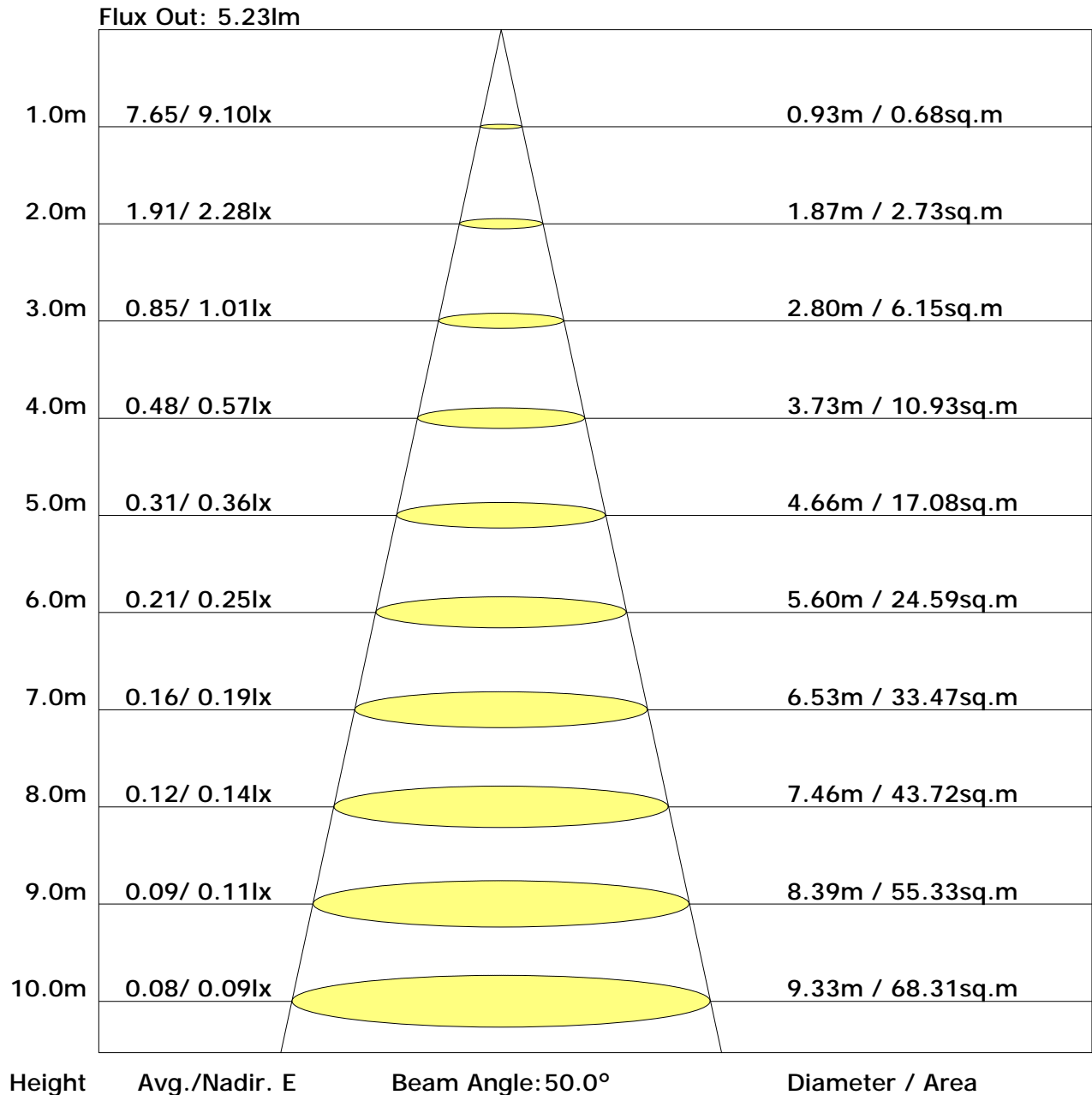
| | | Vertical plane | | | | | | | | | | | | | | | | | | | | |
|------------------|-----|----------------|-----|-----|-----|-----|-----|-----|-----|-----|-----|-----|-----|-----|-----|-----|-----|-----|-----|-----|---------|---------|
| | | -90 | -80 | -70 | -60 | -50 | -40 | -30 | -20 | -10 | 0 | 10 | 20 | 30 | 40 | 50 | 60 | 70 | 80 | 90 | Flux(T) | Flux(E) |
| Horizontal plane | -90 | 0.0 | 0.0 | 0.0 | 0.0 | 0.0 | 0.0 | 0.0 | 0.0 | 0.0 | 0.0 | 0.0 | 0.0 | 0.0 | 0.0 | 0.0 | 0.0 | 0.0 | 0.0 | 0.0 | 0.0 | 0.0 |
| | -80 | 0.0 | 0.0 | 0.0 | 0.0 | 0.0 | 0.0 | 0.0 | 0.0 | 0.0 | 0.0 | 0.0 | 0.0 | 0.0 | 0.0 | 0.0 | 0.0 | 0.0 | 0.0 | 0.0 | 0.0 | 0.0 |
| | -70 | 0.0 | 0.0 | 0.0 | 0.0 | 0.0 | 0.0 | 0.0 | 0.0 | 0.0 | 0.0 | 0.0 | 0.0 | 0.0 | 0.0 | 0.0 | 0.0 | 0.0 | 0.0 | 0.0 | 0.0 | 0.0 |
| | -60 | 0.0 | 0.0 | 0.0 | 0.0 | 0.0 | 0.0 | 0.0 | 0.0 | 0.0 | 0.0 | 0.0 | 0.0 | 0.0 | 0.0 | 0.0 | 0.0 | 0.0 | 0.0 | 0.0 | 0.0 | 0.0 |
| | -50 | 0.0 | 0.0 | 0.0 | 0.0 | 0.0 | 0.0 | 0.0 | 0.0 | 0.0 | 0.0 | 0.0 | 0.0 | 0.0 | 0.0 | 0.0 | 0.0 | 0.0 | 0.0 | 0.0 | 0.0 | 0.0 |
| | -40 | 0.0 | 0.0 | 0.0 | 0.0 | 0.0 | 0.0 | 0.0 | 0.0 | 0.0 | 0.0 | 0.0 | 0.0 | 0.0 | 0.0 | 0.0 | 0.0 | 0.0 | 0.0 | 0.0 | 0.0 | 0.0 |
| | -30 | 0.0 | 0.0 | 0.0 | 0.0 | 0.0 | 0.0 | 0.0 | 0.0 | 0.0 | 0.0 | 0.0 | 0.0 | 0.0 | 0.0 | 0.0 | 0.0 | 0.0 | 0.0 | 0.0 | 0.0 | 0.0 |
| | -20 | 0.0 | 0.0 | 0.0 | 0.0 | 0.0 | 0.0 | 0.0 | 0.0 | 0.0 | 0.0 | 0.0 | 0.0 | 0.0 | 0.0 | 0.0 | 0.0 | 0.0 | 0.0 | 0.0 | 0.0 | 0.0 |
| | -10 | 0.0 | 0.0 | 0.0 | 0.0 | 0.0 | 0.0 | 0.0 | 0.0 | 0.0 | 0.0 | 0.0 | 0.0 | 0.0 | 0.0 | 0.0 | 0.0 | 0.0 | 0.0 | 0.0 | 0.0 | 0.0 |
| | 0 | 0.0 | 0.0 | 0.0 | 0.0 | 0.0 | 0.0 | 0.0 | 0.0 | 0.0 | 0.0 | 0.0 | 0.0 | 0.0 | 0.0 | 0.0 | 0.0 | 0.0 | 0.0 | 0.0 | 0.0 | 0.0 |
| | 10 | 0.0 | 0.0 | 0.0 | 0.0 | 0.0 | 0.0 | 0.0 | 0.0 | 0.0 | 0.0 | 0.0 | 0.0 | 0.0 | 0.0 | 0.0 | 0.0 | 0.0 | 0.0 | 0.0 | 0.0 | 0.0 |
| | 20 | 0.0 | 0.0 | 0.0 | 0.0 | 0.0 | 0.0 | 0.0 | 0.0 | 0.0 | 0.0 | 0.0 | 0.0 | 0.0 | 0.0 | 0.0 | 0.0 | 0.0 | 0.0 | 0.0 | 0.0 | 0.0 |
| | 30 | 0.0 | 0.0 | 0.0 | 0.0 | 0.0 | 0.0 | 0.0 | 0.0 | 0.0 | 0.0 | 0.0 | 0.0 | 0.0 | 0.0 | 0.0 | 0.0 | 0.0 | 0.0 | 0.0 | 0.0 | 0.0 |
| | 40 | 0.0 | 0.0 | 0.0 | 0.0 | 0.0 | 0.0 | 0.0 | 0.0 | 0.0 | 0.0 | 0.0 | 0.0 | 0.0 | 0.0 | 0.0 | 0.0 | 0.0 | 0.0 | 0.0 | 0.0 | 0.0 |
| | 50 | 0.0 | 0.0 | 0.0 | 0.0 | 0.0 | 0.0 | 0.0 | 0.0 | 0.0 | 0.0 | 0.0 | 0.0 | 0.0 | 0.0 | 0.0 | 0.0 | 0.0 | 0.0 | 0.0 | 0.0 | 0.0 |
| | 60 | 0.0 | 0.0 | 0.0 | 0.0 | 0.0 | 0.0 | 0.0 | 0.0 | 0.0 | 0.0 | 0.0 | 0.0 | 0.0 | 0.0 | 0.0 | 0.0 | 0.0 | 0.0 | 0.0 | 0.0 | 0.0 |
| | 70 | 0.0 | 0.0 | 0.0 | 0.0 | 0.0 | 0.0 | 0.0 | 0.0 | 0.0 | 0.0 | 0.0 | 0.0 | 0.0 | 0.0 | 0.0 | 0.0 | 0.0 | 0.0 | 0.0 | 0.0 | 0.0 |
| | 80 | 0.0 | 0.0 | 0.0 | 0.0 | 0.0 | 0.0 | 0.0 | 0.0 | 0.0 | 0.0 | 0.0 | 0.0 | 0.0 | 0.0 | 0.0 | 0.0 | 0.0 | 0.0 | 0.0 | 0.0 | 0.0 |
| | 90 | 0.0 | 0.0 | 0.0 | 0.0 | 0.0 | 0.0 | 0.0 | 0.0 | 0.0 | 0.0 | 0.0 | 0.0 | 0.0 | 0.0 | 0.0 | 0.0 | 0.0 | 0.0 | 0.0 | 0.0 | 0.0 |
| | | 0.0 | 0.2 | 0.5 | 0.9 | 1.5 | 2.0 | 2.5 | 2.9 | 3.1 | 3.1 | 2.9 | 2.5 | 2.0 | 1.4 | 0.9 | 0.5 | 0.2 | 0.0 | 0.0 | 28 | 27 |

C Plane (°): 0.0-360.0: 30.0
Test Lab:
Test Type: TYPE C
Temperature: 25
Operator: Jacky

Gamma Plane (°): 0.0-180.0: 1.0
Test Device: GPM-1800B
Distance: 9.028 m
Humidity: 60%
Inspector:



The Average Illuminance Effective Figure



C Plane (°):0.0-360.0: 30.0
Test Lab:
Test Type: TYPE C
Temperature: 25
Operator: Jacky

Gamma Plane (°):0.0-180.0: 1.0
Test Device: GPM-1800B
Distance: 9.028 m
Humidity: 60%
Inspector:

UGR Table

| | | | | | | | | | | |
|------------------|------------------|------|------|------|------|----------------|------|------|------|------|
| Reflectance: | | | | | | | | | | |
| Ceiling (cavity) | 0.7 | 0.7 | 0.5 | 0.5 | 0.3 | 0.7 | 0.7 | 0.5 | 0.5 | 0.3 |
| Wall | 0.5 | 0.3 | 0.5 | 0.3 | 0.3 | 0.5 | 0.3 | 0.5 | 0.3 | 0.3 |
| Reference plane | 0.2 | 0.2 | 0.2 | 0.2 | 0.2 | 0.2 | 0.2 | 0.2 | 0.2 | 0.2 |
| Room dimensions | Viewed crosswise | | | | | Viewed endwise | | | | |
| X=2H Y=2H | 20.8 | 22.4 | 21.2 | 22.8 | 23.2 | 19.5 | 21.1 | 19.9 | 21.5 | 21.8 |
| 3H | 22.8 | 24.3 | 23.2 | 24.6 | 25.1 | 21.0 | 22.5 | 21.4 | 22.9 | 23.3 |
| 4H | 23.6 | 25.0 | 24.0 | 25.4 | 25.8 | 21.6 | 23.0 | 22.0 | 23.4 | 23.8 |
| 6H | 24.3 | 25.5 | 24.7 | 26.0 | 26.4 | 22.0 | 23.3 | 22.4 | 23.7 | 24.1 |
| 8H | 24.5 | 25.7 | 25.0 | 26.2 | 26.6 | 22.1 | 23.4 | 22.6 | 23.8 | 24.2 |
| 12H | 24.7 | 25.9 | 25.2 | 26.3 | 26.8 | 22.2 | 23.4 | 22.7 | 23.8 | 24.3 |
| X=4H Y=2H | 21.1 | 22.5 | 21.5 | 22.9 | 23.3 | 20.2 | 21.6 | 20.6 | 21.9 | 22.4 |
| 3H | 23.2 | 24.4 | 23.7 | 24.8 | 25.3 | 21.9 | 23.1 | 22.3 | 23.5 | 23.9 |
| 4H | 24.1 | 25.2 | 24.6 | 25.6 | 26.1 | 22.6 | 23.6 | 23.0 | 24.1 | 24.6 |
| 6H | 24.9 | 25.8 | 25.3 | 26.3 | 26.8 | 23.1 | 24.0 | 23.6 | 24.5 | 25.0 |
| 8H | 25.2 | 26.0 | 25.7 | 26.5 | 27.0 | 23.3 | 24.1 | 23.7 | 24.6 | 25.1 |
| 12H | 25.4 | 26.2 | 25.9 | 26.7 | 27.2 | 23.4 | 24.2 | 23.9 | 24.7 | 25.2 |
| X=8H Y=4H | 24.2 | 25.1 | 24.7 | 25.6 | 26.1 | 22.9 | 23.8 | 23.4 | 24.3 | 24.8 |
| 6H | 25.0 | 25.8 | 25.5 | 26.3 | 26.8 | 23.5 | 24.3 | 24.0 | 24.8 | 25.3 |
| 8H | 25.4 | 26.0 | 25.9 | 26.6 | 27.1 | 23.8 | 24.4 | 24.3 | 25.0 | 25.5 |
| 12H | 25.7 | 26.2 | 26.2 | 26.8 | 27.4 | 23.9 | 24.5 | 24.5 | 25.1 | 25.7 |
| X=12H Y=4H | 24.2 | 25.0 | 24.7 | 25.5 | 26.0 | 23.0 | 23.7 | 23.5 | 24.3 | 24.8 |
| 6H | 25.0 | 25.7 | 25.6 | 26.2 | 26.8 | 23.6 | 24.3 | 24.2 | 24.8 | 25.3 |
| 8H | 25.4 | 26.0 | 25.9 | 26.5 | 27.1 | 23.9 | 24.5 | 24.4 | 25.0 | 25.6 |

Calculate in accordance with CIE 190:2010

 C Plane (°):0.0-360.0: 30.0
 Test Lab:
 Test Type: TYPE C
 Temperature: 25
 Operator: Jacky

 Gamma Plane (°):0.0-180.0:1.0
 Test Device: GPM-1800B
 Distance: 9.028 m
 Humidity: 60%
 Inspector:

Utilisation Factor Table(Floor cavity)

| Utilisation Factors UF(F) | | | SHR NOM = 1.25 | | | | | | | | |
|---|------|-------|----------------|------|------|------|------|------|------|------|------|
| Room Reflectance | | | Room Index(RI) | | | | | | | | |
| Ceiling | Wall | Floor | 0.75 | 1.00 | 1.25 | 1.50 | 2.00 | 2.50 | 3.00 | 4.00 | 5.00 |
| 0.70 | 0.50 | 0.20 | 0.55 | 0.65 | 0.73 | 0.78 | 0.85 | 0.90 | 0.94 | 0.99 | 1.02 |
| | 0.30 | | 0.47 | 0.57 | 0.65 | 0.71 | 0.79 | 0.84 | 0.89 | 0.94 | 0.98 |
| | 0.20 | | 0.41 | 0.51 | 0.59 | 0.65 | 0.73 | 0.80 | 0.84 | 0.90 | 0.94 |
| 0.50 | 0.50 | 0.20 | 0.53 | 0.63 | 0.70 | 0.75 | 0.82 | 0.87 | 0.90 | 0.94 | 0.97 |
| | 0.30 | | 0.46 | 0.56 | 0.63 | 0.69 | 0.76 | 0.82 | 0.85 | 0.91 | 0.94 |
| | 0.20 | | 0.41 | 0.51 | 0.58 | 0.64 | 0.72 | 0.77 | 0.82 | 0.87 | 0.91 |
| 0.30 | 0.50 | 0.20 | 0.52 | 0.61 | 0.67 | 0.72 | 0.79 | 0.83 | 0.86 | 0.90 | 0.93 |
| | 0.30 | | 0.45 | 0.55 | 0.62 | 0.67 | 0.74 | 0.79 | 0.82 | 0.87 | 0.90 |
| | 0.20 | | 0.40 | 0.50 | 0.57 | 0.62 | 0.70 | 0.75 | 0.79 | 0.85 | 0.88 |
| 0.00 | 0.00 | 0.00 | 0.38 | 0.47 | 0.54 | 0.59 | 0.66 | 0.71 | 0.75 | 0.80 | 0.83 |
| Rating: 3W Photometrically tested without ceiling board. Multiply UF values by service correction factors Calculate in accordance with CIBSE Technical Memorandum NO.5 1980 | | | | | | | | | | | |

Utilisation Factor Table(Wall)

| Utilisation Factors UF(W) | | | SHR NOM = 1.25 | | | | | | | | | |
|---|------|-------|----------------|------|------|------|------|------|------|------|------|--|
| Room Reflectance | | | Room Index(RI) | | | | | | | | | |
| Ceiling | Wall | Floor | 0.75 | 1.00 | 1.25 | 1.50 | 2.00 | 2.50 | 3.00 | 4.00 | 5.00 | |
| 0.70 | 0.50 | 0.20 | 1.01 | 0.84 | 0.72 | 0.63 | 0.51 | 0.42 | 0.36 | 0.28 | 0.23 | |
| | 0.30 | | 0.85 | 0.72 | 0.63 | 0.56 | 0.46 | 0.39 | 0.34 | 0.27 | 0.22 | |
| | 0.20 | | 0.73 | 0.63 | 0.56 | 0.50 | 0.42 | 0.36 | 0.31 | 0.25 | 0.21 | |
| 0.50 | 0.50 | 0.20 | 0.97 | 0.81 | 0.69 | 0.60 | 0.48 | 0.44 | 0.35 | 0.27 | 0.22 | |
| | 0.30 | | 0.82 | 0.70 | 0.61 | 0.54 | 0.44 | 0.37 | 0.32 | 0.26 | 0.21 | |
| | 0.20 | | 0.72 | 0.62 | 0.55 | 0.49 | 0.41 | 0.35 | 0.30 | 0.24 | 0.20 | |
| 0.30 | 0.50 | 0.20 | 0.94 | 0.77 | 0.66 | 0.58 | 0.46 | 0.38 | 0.33 | 0.26 | 0.21 | |
| | 0.30 | | 0.81 | 0.68 | 0.59 | 0.52 | 0.43 | 0.36 | 0.31 | 0.25 | 0.20 | |
| | 0.20 | | 0.71 | 0.61 | 0.54 | 0.48 | 0.40 | 0.34 | 0.29 | 0.24 | 0.20 | |
| 0.00 | 0.00 | 0.00 | 0.60 | 0.51 | 0.44 | 0.39 | 0.32 | 0.27 | 0.23 | 0.19 | 0.15 | |
| Rating: 3W Photometrically tested without ceiling board. Multiply UF values by service correction factors Calculate in accordance with CIBSE Technical Memorandum NO.5 1980 | | | | | | | | | | | | |

Utilisation Factor Table(Ceiling cavity)

| Utilisation Factors UF(C) | | | SHR NOM = 1.25 | | | | | | | | |
|---|------|-------|----------------|------|------|------|------|------|------|------|------|
| Room Reflectance | | | Room Index(RI) | | | | | | | | |
| Ceiling | Wall | Floor | 0.75 | 1.00 | 1.25 | 1.50 | 2.00 | 2.50 | 3.00 | 4.00 | 5.00 |
| 0.70 | 0.50 | 0.20 | 0.18 | 0.20 | 0.21 | 0.21 | 0.22 | 0.23 | 0.23 | 0.24 | 0.24 |
| | 0.30 | | 0.11 | 0.13 | 0.14 | 0.15 | 0.17 | 0.18 | 0.19 | 0.20 | 0.21 |
| | 0.20 | | 0.06 | 0.08 | 0.10 | 0.11 | 0.13 | 0.14 | 0.16 | 0.17 | 0.18 |
| 0.50 | 0.50 | 0.20 | 0.18 | 0.19 | 0.20 | 0.20 | 0.21 | 0.22 | 0.22 | 0.23 | 0.23 |
| | 0.30 | | 0.11 | 0.13 | 0.14 | 0.15 | 0.16 | 0.18 | 0.18 | 0.20 | 0.20 |
| | 0.20 | | 0.06 | 0.08 | 0.09 | 0.11 | 0.13 | 0.14 | 0.15 | 0.17 | 0.18 |
| 0.30 | 0.50 | 0.20 | 0.17 | 0.18 | 0.19 | 0.20 | 0.20 | 0.21 | 0.21 | 0.22 | 0.22 |
| | 0.30 | | 0.11 | 0.12 | 0.14 | 0.15 | 0.16 | 0.17 | 0.18 | 0.19 | 0.20 |
| | 0.20 | | 0.06 | 0.08 | 0.09 | 0.10 | 0.12 | 0.14 | 0.15 | 0.16 | 0.17 |
| 0.00 | 0.00 | 0.00 | 0.02 | 0.02 | 0.02 | 0.02 | 0.02 | 0.02 | 0.02 | 0.02 | 0.02 |
| Rating: 3W Photometrically tested without ceiling board. Multiply UF values by service correction factors Calculate in accordance with CIBSE Technical Memorandum NO.5 1980 | | | | | | | | | | | |

Zonal Lumen

| Gamma [°] | I _{mean} [cd] | Zonal Flux [lm] | Sum Zonal Flux [lm] | Rel Zonal Flux [%] | Sum Rel Zonal Flux [%] |
|--------------|---------------------------|--------------------|------------------------|-----------------------|---------------------------|
| 0.0-1.0 | 9.4 | 0.0 | 0.0 | 0.03 | 0.03 |
| 1.0-2.0 | 9.4 | 0.0 | 0.0 | 0.10 | 0.13 |
| 2.0-3.0 | 9.4 | 0.0 | 0.1 | 0.16 | 0.29 |
| 3.0-4.0 | 9.4 | 0.1 | 0.1 | 0.22 | 0.51 |
| 4.0-5.0 | 9.4 | 0.1 | 0.2 | 0.29 | 0.80 |
| 5.0-6.0 | 9.4 | 0.1 | 0.3 | 0.35 | 1.15 |
| 6.0-7.0 | 9.3 | 0.1 | 0.4 | 0.41 | 1.56 |
| 7.0-8.0 | 9.3 | 0.1 | 0.6 | 0.47 | 2.04 |
| 8.0-9.0 | 9.3 | 0.2 | 0.7 | 0.54 | 2.57 |
| 9.0-10.0 | 9.3 | 0.2 | 0.9 | 0.60 | 3.17 |
| 10.0-11.0 | 9.2 | 0.2 | 1.1 | 0.66 | 3.83 |
| 11.0-12.0 | 9.2 | 0.2 | 1.3 | 0.72 | 4.54 |
| 12.0-13.0 | 9.2 | 0.2 | 1.5 | 0.77 | 5.32 |
| 13.0-14.0 | 9.1 | 0.2 | 1.7 | 0.83 | 6.14 |
| 14.0-15.0 | 9.0 | 0.2 | 2.0 | 0.88 | 7.03 |
| 15.0-16.0 | 9.0 | 0.3 | 2.2 | 0.94 | 7.97 |
| 16.0-17.0 | 8.9 | 0.3 | 2.5 | 0.99 | 8.96 |
| 17.0-18.0 | 8.9 | 0.3 | 2.8 | 1.04 | 10.00 |
| 18.0-19.0 | 8.8 | 0.3 | 3.1 | 1.09 | 11.10 |
| 19.0-20.0 | 8.8 | 0.3 | 3.4 | 1.14 | 12.24 |
| 20.0-21.0 | 8.7 | 0.3 | 3.8 | 1.19 | 13.43 |
| 21.0-22.0 | 8.6 | 0.3 | 4.1 | 1.23 | 14.66 |
| 22.0-23.0 | 8.5 | 0.4 | 4.5 | 1.28 | 15.94 |
| 23.0-24.0 | 8.5 | 0.4 | 4.8 | 1.32 | 17.26 |
| 24.0-25.0 | 8.4 | 0.4 | 5.2 | 1.36 | 18.62 |
| 25.0-26.0 | 8.3 | 0.4 | 5.6 | 1.40 | 20.01 |
| 26.0-27.0 | 8.2 | 0.4 | 6.0 | 1.43 | 21.45 |
| 27.0-28.0 | 8.1 | 0.4 | 6.4 | 1.47 | 22.91 |
| 28.0-29.0 | 8.1 | 0.4 | 6.9 | 1.50 | 24.42 |
| 29.0-30.0 | 8.0 | 0.4 | 7.3 | 1.53 | 25.95 |
| 30.0-31.0 | 7.9 | 0.4 | 7.7 | 1.56 | 27.51 |
| 31.0-32.0 | 7.8 | 0.4 | 8.2 | 1.58 | 29.09 |
| 32.0-33.0 | 7.7 | 0.5 | 8.6 | 1.61 | 30.69 |
| 33.0-34.0 | 7.6 | 0.5 | 9.1 | 1.63 | 32.32 |
| 34.0-35.0 | 7.5 | 0.5 | 9.5 | 1.65 | 33.97 |
| 35.0-36.0 | 7.4 | 0.5 | 10.0 | 1.67 | 35.64 |

C Plane (°): 0.0-360.0: 30.0
 Test Lab:
 Test Type: TYPE C
 Temperature: 25
 Operator: Jacky

Gamma Plane (°): 0.0-180.0: 1.0
 Test Device: GPM-1800B
 Distance: 9.028 m
 Humidity: 60%
 Inspector:

Zonal Lumen (Continue 1)

| Gamma [°] | I _{mean} [cd] | Zonal Flux [lm] | Sum Zonal Flux [lm] | Rel Zonal Flux [%] | Sum Rel Zonal Flux [%] |
|--------------|---------------------------|--------------------|------------------------|-----------------------|---------------------------|
| 36.0-37.0 | 7.2 | 0.5 | 10.5 | 1.68 | 37.32 |
| 37.0-38.0 | 7.1 | 0.5 | 11.0 | 1.69 | 39.02 |
| 38.0-39.0 | 7.0 | 0.5 | 11.4 | 1.70 | 40.72 |
| 39.0-40.0 | 6.9 | 0.5 | 11.9 | 1.71 | 42.43 |
| 40.0-41.0 | 6.8 | 0.5 | 12.4 | 1.72 | 44.15 |
| 41.0-42.0 | 6.7 | 0.5 | 12.9 | 1.72 | 45.87 |
| 42.0-43.0 | 6.5 | 0.5 | 13.4 | 1.72 | 47.59 |
| 43.0-44.0 | 6.4 | 0.5 | 13.9 | 1.72 | 49.31 |
| 44.0-45.0 | 6.3 | 0.5 | 14.3 | 1.72 | 51.03 |
| 45.0-46.0 | 6.1 | 0.5 | 14.8 | 1.71 | 52.74 |
| 46.0-47.0 | 6.0 | 0.5 | 15.3 | 1.71 | 54.45 |
| 47.0-48.0 | 5.9 | 0.5 | 15.8 | 1.70 | 56.15 |
| 48.0-49.0 | 5.8 | 0.5 | 16.2 | 1.68 | 57.83 |
| 49.0-50.0 | 5.6 | 0.5 | 16.7 | 1.67 | 59.51 |
| 50.0-51.0 | 5.5 | 0.5 | 17.2 | 1.66 | 61.16 |
| 51.0-52.0 | 5.4 | 0.5 | 17.6 | 1.64 | 62.80 |
| 52.0-53.0 | 5.2 | 0.5 | 18.1 | 1.62 | 64.42 |
| 53.0-54.0 | 5.1 | 0.4 | 18.5 | 1.59 | 66.01 |
| 54.0-55.0 | 4.9 | 0.4 | 19.0 | 1.57 | 67.58 |
| 55.0-56.0 | 4.8 | 0.4 | 19.4 | 1.55 | 69.13 |
| 56.0-57.0 | 4.7 | 0.4 | 19.8 | 1.52 | 70.65 |
| 57.0-58.0 | 4.5 | 0.4 | 20.3 | 1.49 | 72.14 |
| 58.0-59.0 | 4.4 | 0.4 | 20.7 | 1.46 | 73.60 |
| 59.0-60.0 | 4.2 | 0.4 | 21.1 | 1.43 | 75.03 |
| 60.0-61.0 | 4.1 | 0.4 | 21.5 | 1.40 | 76.42 |
| 61.0-62.0 | 4.0 | 0.4 | 21.8 | 1.36 | 77.78 |
| 62.0-63.0 | 3.8 | 0.4 | 22.2 | 1.32 | 79.10 |
| 63.0-64.0 | 3.7 | 0.4 | 22.6 | 1.28 | 80.38 |
| 64.0-65.0 | 3.5 | 0.4 | 22.9 | 1.25 | 81.63 |
| 65.0-66.0 | 3.4 | 0.3 | 23.3 | 1.20 | 82.83 |
| 66.0-67.0 | 3.2 | 0.3 | 23.6 | 1.16 | 83.99 |
| 67.0-68.0 | 3.1 | 0.3 | 23.9 | 1.12 | 85.11 |
| 68.0-69.0 | 3.0 | 0.3 | 24.2 | 1.08 | 86.19 |
| 69.0-70.0 | 2.8 | 0.3 | 24.5 | 1.03 | 87.22 |
| 70.0-71.0 | 2.7 | 0.3 | 24.8 | 0.99 | 88.21 |
| 71.0-72.0 | 2.5 | 0.3 | 25.0 | 0.94 | 89.16 |

C Plane (°): 0.0-360.0: 30.0
 Test Lab:
 Test Type: TYPE C
 Temperature: 25
 Operator: Jacky

Gamma Plane (°): 0.0-180.0: 1.0
 Test Device: GPM-1800B
 Distance: 9.028 m
 Humidity: 60%
 Inspector:

Zonal Lumen (Continue 2)

| Gamma [°] | I _{mean} [cd] | Zonal Flux [lm] | Sum Zonal Flux [lm] | Rel Zonal Flux [%] | Sum Rel Zonal Flux [%] |
|--------------|---------------------------|--------------------|------------------------|-----------------------|---------------------------|
| 72.0-73.0 | 2.4 | 0.3 | 25.3 | 0.89 | 90.05 |
| 73.0-74.0 | 2.3 | 0.2 | 25.5 | 0.84 | 90.89 |
| 74.0-75.0 | 2.1 | 0.2 | 25.8 | 0.80 | 91.69 |
| 75.0-76.0 | 2.0 | 0.2 | 26.0 | 0.75 | 92.44 |
| 76.0-77.0 | 1.8 | 0.2 | 26.2 | 0.70 | 93.14 |
| 77.0-78.0 | 1.7 | 0.2 | 26.3 | 0.65 | 93.79 |
| 78.0-79.0 | 1.6 | 0.2 | 26.5 | 0.60 | 94.40 |
| 79.0-80.0 | 1.4 | 0.2 | 26.7 | 0.55 | 94.95 |
| 80.0-81.0 | 1.3 | 0.1 | 26.8 | 0.50 | 95.45 |
| 81.0-82.0 | 1.2 | 0.1 | 26.9 | 0.46 | 95.90 |
| 82.0-83.0 | 1.0 | 0.1 | 27.0 | 0.41 | 96.31 |
| 83.0-84.0 | 0.9 | 0.1 | 27.2 | 0.36 | 96.67 |
| 84.0-85.0 | 0.8 | 0.1 | 27.2 | 0.32 | 96.98 |
| 85.0-86.0 | 0.7 | 0.1 | 27.3 | 0.28 | 97.26 |
| 86.0-87.0 | 0.6 | 0.1 | 27.4 | 0.23 | 97.49 |
| 87.0-88.0 | 0.5 | 0.1 | 27.4 | 0.20 | 97.69 |
| 88.0-89.0 | 0.4 | 0.0 | 27.5 | 0.17 | 97.86 |
| 89.0-90.0 | 0.4 | 0.0 | 27.5 | 0.14 | 98.00 |
| 90.0-91.0 | 0.3 | 0.0 | 27.6 | 0.12 | 98.12 |
| 91.0-92.0 | 0.3 | 0.0 | 27.6 | 0.10 | 98.22 |
| 92.0-93.0 | 0.2 | 0.0 | 27.6 | 0.09 | 98.31 |
| 93.0-94.0 | 0.2 | 0.0 | 27.6 | 0.08 | 98.39 |
| 94.0-95.0 | 0.2 | 0.0 | 27.7 | 0.07 | 98.46 |
| 95.0-96.0 | 0.1 | 0.0 | 27.7 | 0.06 | 98.51 |
| 96.0-97.0 | 0.1 | 0.0 | 27.7 | 0.05 | 98.57 |
| 97.0-98.0 | 0.1 | 0.0 | 27.7 | 0.05 | 98.61 |
| 98.0-99.0 | 0.1 | 0.0 | 27.7 | 0.04 | 98.65 |
| 99.0-100.0 | 0.1 | 0.0 | 27.7 | 0.04 | 98.69 |
| 100.0-101.0 | 0.1 | 0.0 | 27.7 | 0.04 | 98.73 |
| 101.0-102.0 | 0.1 | 0.0 | 27.7 | 0.04 | 98.77 |
| 102.0-103.0 | 0.1 | 0.0 | 27.7 | 0.03 | 98.80 |
| 103.0-104.0 | 0.1 | 0.0 | 27.8 | 0.03 | 98.83 |
| 104.0-105.0 | 0.1 | 0.0 | 27.8 | 0.03 | 98.86 |
| 105.0-106.0 | 0.1 | 0.0 | 27.8 | 0.03 | 98.89 |
| 106.0-107.0 | 0.1 | 0.0 | 27.8 | 0.03 | 98.92 |
| 107.0-108.0 | 0.1 | 0.0 | 27.8 | 0.03 | 98.95 |

C Plane (°): 0.0-360.0: 30.0
 Test Lab:
 Test Type: TYPE C
 Temperature: 25
 Operator: Jacky

Gamma Plane (°): 0.0-180.0: 1.0
 Test Device: GPM-1800B
 Distance: 9.028 m
 Humidity: 60%
 Inspector:

Zonal Lumen (Continue 3)

| Gamma [°] | I _{mean} [cd] | Zonal Flux [lm] | Sum Zonal Flux [lm] | Rel Zonal Flux [%] | Sum Rel Zonal Flux [%] |
|--------------|---------------------------|--------------------|------------------------|-----------------------|---------------------------|
| 108.0-109.0 | 0.1 | 0.0 | 27.8 | 0.03 | 98.97 |
| 109.0-110.0 | 0.1 | 0.0 | 27.8 | 0.02 | 99.00 |
| 110.0-111.0 | 0.1 | 0.0 | 27.8 | 0.02 | 99.02 |
| 111.0-112.0 | 0.1 | 0.0 | 27.8 | 0.03 | 99.05 |
| 112.0-113.0 | 0.1 | 0.0 | 27.8 | 0.03 | 99.08 |
| 113.0-114.0 | 0.1 | 0.0 | 27.8 | 0.03 | 99.10 |
| 114.0-115.0 | 0.1 | 0.0 | 27.8 | 0.02 | 99.13 |
| 115.0-116.0 | 0.1 | 0.0 | 27.8 | 0.02 | 99.15 |
| 116.0-117.0 | 0.1 | 0.0 | 27.9 | 0.02 | 99.17 |
| 117.0-118.0 | 0.1 | 0.0 | 27.9 | 0.02 | 99.19 |
| 118.0-119.0 | 0.1 | 0.0 | 27.9 | 0.02 | 99.21 |
| 119.0-120.0 | 0.1 | 0.0 | 27.9 | 0.02 | 99.23 |
| 120.0-121.0 | 0.1 | 0.0 | 27.9 | 0.02 | 99.26 |
| 121.0-122.0 | 0.1 | 0.0 | 27.9 | 0.02 | 99.28 |
| 122.0-123.0 | 0.1 | 0.0 | 27.9 | 0.02 | 99.30 |
| 123.0-124.0 | 0.1 | 0.0 | 27.9 | 0.03 | 99.33 |
| 124.0-125.0 | 0.1 | 0.0 | 27.9 | 0.03 | 99.36 |
| 125.0-126.0 | 0.1 | 0.0 | 27.9 | 0.02 | 99.38 |
| 126.0-127.0 | 0.1 | 0.0 | 27.9 | 0.02 | 99.40 |
| 127.0-128.0 | 0.1 | 0.0 | 27.9 | 0.02 | 99.42 |
| 128.0-129.0 | 0.1 | 0.0 | 27.9 | 0.02 | 99.44 |
| 129.0-130.0 | 0.1 | 0.0 | 27.9 | 0.02 | 99.46 |
| 130.0-131.0 | 0.1 | 0.0 | 27.9 | 0.02 | 99.48 |
| 131.0-132.0 | 0.1 | 0.0 | 27.9 | 0.02 | 99.50 |
| 132.0-133.0 | 0.1 | 0.0 | 28.0 | 0.02 | 99.52 |
| 133.0-134.0 | 0.1 | 0.0 | 28.0 | 0.02 | 99.54 |
| 134.0-135.0 | 0.1 | 0.0 | 28.0 | 0.02 | 99.56 |
| 135.0-136.0 | 0.1 | 0.0 | 28.0 | 0.02 | 99.58 |
| 136.0-137.0 | 0.1 | 0.0 | 28.0 | 0.02 | 99.60 |
| 137.0-138.0 | 0.1 | 0.0 | 28.0 | 0.02 | 99.61 |
| 138.0-139.0 | 0.1 | 0.0 | 28.0 | 0.02 | 99.63 |
| 139.0-140.0 | 0.1 | 0.0 | 28.0 | 0.02 | 99.65 |
| 140.0-141.0 | 0.1 | 0.0 | 28.0 | 0.02 | 99.66 |
| 141.0-142.0 | 0.1 | 0.0 | 28.0 | 0.01 | 99.68 |
| 142.0-143.0 | 0.1 | 0.0 | 28.0 | 0.01 | 99.69 |
| 143.0-144.0 | 0.1 | 0.0 | 28.0 | 0.01 | 99.70 |

C Plane (°):0.0-360.0: 30.0
Test Lab:
Test Type: TYPE C
Temperature: 25
Operator: Jacky

Gamma Plane (°):0.0-180.0:1.0
Test Device: GPM-1800B
Distance: 9.028 m
Humidity: 60%
Inspector:

Zonal Lumen (Continue 4)

| Gamma [°] | I _{mean} [cd] | Zonal Flux [lm] | Sum Zonal Flux [lm] | Rel Zonal Flux [%] | Sum Rel Zonal Flux [%] |
|--------------|---------------------------|--------------------|------------------------|-----------------------|---------------------------|
| 144.0-145.0 | 0.1 | 0.0 | 28.0 | 0.01 | 99.72 |
| 145.0-146.0 | 0.1 | 0.0 | 28.0 | 0.02 | 99.74 |
| 146.0-147.0 | 0.1 | 0.0 | 28.0 | 0.02 | 99.75 |
| 147.0-148.0 | 0.1 | 0.0 | 28.0 | 0.01 | 99.77 |
| 148.0-149.0 | 0.1 | 0.0 | 28.0 | 0.01 | 99.78 |
| 149.0-150.0 | 0.1 | 0.0 | 28.0 | 0.01 | 99.79 |
| 150.0-151.0 | 0.1 | 0.0 | 28.0 | 0.01 | 99.81 |
| 151.0-152.0 | 0.1 | 0.0 | 28.0 | 0.01 | 99.82 |
| 152.0-153.0 | 0.1 | 0.0 | 28.0 | 0.01 | 99.83 |
| 153.0-154.0 | 0.1 | 0.0 | 28.0 | 0.01 | 99.84 |
| 154.0-155.0 | 0.1 | 0.0 | 28.0 | 0.01 | 99.85 |
| 155.0-156.0 | 0.1 | 0.0 | 28.0 | 0.01 | 99.86 |
| 156.0-157.0 | 0.1 | 0.0 | 28.1 | 0.01 | 99.87 |
| 157.0-158.0 | 0.1 | 0.0 | 28.1 | 0.01 | 99.88 |
| 158.0-159.0 | 0.1 | 0.0 | 28.1 | 0.01 | 99.89 |
| 159.0-160.0 | 0.1 | 0.0 | 28.1 | 0.01 | 99.90 |
| 160.0-161.0 | 0.1 | 0.0 | 28.1 | 0.01 | 99.91 |
| 161.0-162.0 | 0.1 | 0.0 | 28.1 | 0.01 | 99.92 |
| 162.0-163.0 | 0.1 | 0.0 | 28.1 | 0.01 | 99.93 |
| 163.0-164.0 | 0.1 | 0.0 | 28.1 | 0.01 | 99.94 |
| 164.0-165.0 | 0.1 | 0.0 | 28.1 | 0.01 | 99.94 |
| 165.0-166.0 | 0.1 | 0.0 | 28.1 | 0.01 | 99.95 |
| 166.0-167.0 | 0.1 | 0.0 | 28.1 | 0.01 | 99.96 |
| 167.0-168.0 | 0.1 | 0.0 | 28.1 | 0.01 | 99.96 |
| 168.0-169.0 | 0.1 | 0.0 | 28.1 | 0.01 | 99.97 |
| 169.0-170.0 | 0.1 | 0.0 | 28.1 | 0.00 | 99.97 |
| 170.0-171.0 | 0.1 | 0.0 | 28.1 | 0.00 | 99.98 |
| 171.0-172.0 | 0.1 | 0.0 | 28.1 | 0.00 | 99.98 |
| 172.0-173.0 | 0.1 | 0.0 | 28.1 | 0.00 | 99.99 |
| 173.0-174.0 | 0.1 | 0.0 | 28.1 | 0.00 | 99.99 |
| 174.0-175.0 | 0.1 | 0.0 | 28.1 | 0.00 | 99.99 |
| 175.0-176.0 | 0.1 | 0.0 | 28.1 | 0.00 | 100.00 |
| 176.0-177.0 | 0.1 | 0.0 | 28.1 | 0.00 | 100.00 |
| 177.0-178.0 | 0.1 | 0.0 | 28.1 | 0.00 | 100.00 |
| 178.0-179.0 | 0.1 | 0.0 | 28.1 | 0.00 | 100.00 |
| 179.0-180.0 | 0.1 | 0.0 | 28.1 | 0.00 | 100.00 |

C Plane (°):0.0-360.0: 30.0
 Test Lab:
 Test Type: TYPE C
 Temperature: 25
 Operator: Jacky

Gamma Plane (°):0.0-180.0:1.0
 Test Device: GPM-1800B
 Distance: 9.028 m
 Humidity: 60%
 Inspector: